

Mannington  
COMMERCIAL



**Product:** rEvoIve® II Cushion with Nylon 6,6

**Manufacturer:** Mannington Commercial

**Current EPD:** rEvoIve® II Cushion with Nylon 6,6 v2.0 [EPD-IES-0016765:002](#) at EPD International. Revised: 10/17/2025. Valid: 3/4/2025 – 3/4/2030.

**Reference EPD:** rEvoIve® II Cushion with Nylon 6,6 v1.0 [EPD-IES-0016765](#). Valid: 3/4/2025 – 3/4/2030. The reference EPD has been superseded by the current EPD and is no longer valid.


**Comparison Type:** Current EPD vs Previous EPD

**Scope of Comparison:** Cradle-to-Gate (A1-A3)

**Period of Validity:** 12/19/2025 – 3/4/2030

<b>LEED Credit Achieved</b>	<input type="checkbox"/> LEED v4.1: Option 2, less than -10% GWP	<input checked="" type="checkbox"/> LEED v5: BPSP w/ -20% GWP
	<input type="checkbox"/> LEED v4.1: Option 2, greater than -10% GWP	<input type="checkbox"/> LEED v5: BPSP w/ -40% GWP
	<input checked="" type="checkbox"/> LEED v4.1: Option 2, greater than -20% GWP	

COMPARISON SUMMARY



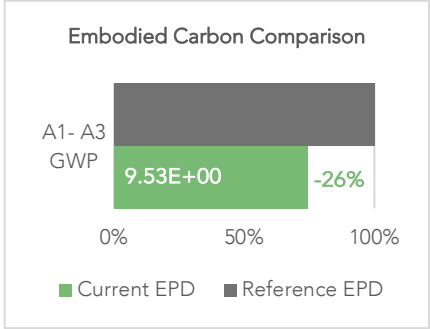
The current EPD was compared to the reference EPD using 15 indicators. A single score of 0 (Not Comparable) or multiple scores of 1 (Problematic for Comparison) would result in the current and reference EPDs not being able to be compared.

For this comparison, two product-specific EPDs, covering the same product, were compared.

Impacts for 1m<sup>2</sup> of rEvoIve® II Cushion with Nylon 6,6


TRACI 2.1 Impact Category*	Reference EPD				Current EPD				A1-A3 % change from Reference EPD
	A1-A3	A4-A5	B1-B4	C1-C4	A1-A3	A4-A5	B1-B4	C1-C4	
GWP	12.80	1.67	94.80	0.08	9.53	1.61	81.30	0.08	-26%
ODP	1.53E-08	3.05E-10	6.23E-08	3.94E-15	1.53E-08	3.05E-10	6.23E-08	3.94E-15	0%
AP	2.31E-02	3.50E-03	1.60E-01	4.26E-04	1.65E-02	3.37E-03	1.33E-01	4.26E-04	-29%
EP	2.30E-03	4.43E-04	2.45E-02	6.80E-04	1.74E-03	4.32E-04	2.22E-02	6.80E-04	-24%
POCP	4.35E-01	6.60E-02	2.75E+00	7.76E-03	3.16E-01	6.36E-02	2.27E+00	7.76E-03	-27%
ADP <sub>f</sub>	3.26E+01	4.14E+00	1.90E+02	1.62E-01	2.50E+01	3.99E+00	1.59E+02	1.62E-01	-23%

\*GWP = Global Warming Potential [kg CO<sub>2</sub> eq], ODP = Ozone Depletion Potential [kg CFC 11 eq], AP = Acidification Potential [kg SO<sub>2</sub> eq], EP = Eutrophication Potential [kg N eq], POCP = Photochemical Ozone Creation Potential [kg O<sub>3</sub> eq], ADP<sub>f</sub> = Abiotic Depletion Potential – Fossil Fuels [MJ surplus energy]



Impact Reduction Sources

Compared to the reference EPD, the current EPD reflects an increased percentage of recycled content in the yarn, resulting in a reduction of A1–A3 GWP impacts of -26%.



Per ISO 14025, “Type III environmental declarations are intended to allow a purchaser or user to compare the environmental performance of products on a life cycle basis. Therefore, comparability of Type III environmental declarations is critical. The information provided for this comparison shall be transparent in order to allow the purchaser or user to understand the limitations of comparability inherent in the Type III environmental declarations.” The table below showcases the criteria utilized to determine if the two EPDs are comparable.

Criteria	Score	Description
<b>Product Category</b>		
Product Type	3	The product types are equivalent.
Product Category Rule	3	The same product category rule was followed for both assessments.
Function	3	The function is the same for both products.
Technical Performance	3	It is assumed the technical performance is equivalent between the two products.
Relevant Comparison	3	The products are equivalent in both the reference and current EPD.
<b>Scope</b>		
Functional Unit	3	The functional units for both products are equivalent.
System Boundary	3	To minimize assumption bias in this comparison, only A1-A3 is considered for both products.
Calculation Procedures	3	Same procedures, assumptions, and methodologies were used in the reference and current EPD.
Allocation	3	The same allocation rules were followed.
LCIA Method	3	The same LCIA method was used and the same indicators reported.
<b>Data and Results</b>		
Software	3	The same software, LCA For Experts v10.7 (formerly GaBi), was used for the reference and current EPD.
Background LCI Data	3	The same background LCI data, MLC Database 2023.2 (formerly GaBi Database), was used for the reference and current EPD.
Primary Data Vintage	3	The reference and current EPD utilizes 2022 primary data. The difference between the two EPDs is an update to the recycled content of the yarn in the current EPD.
Data Quality	3	All assumptions are equivalent.
Results	3	Results were presented with the same groupings by LCIA indicator.

Based on this comparability assessment, the products in question are deemed comparable for the purposes of LEED credit achievement. It is WAP Sustainability’s professional opinion that rEvolve® II Cushion with Nylon 6,6 from Mannington Commerical meets the following LEED Materials and Resource Credit, Environmental Product Declaration for:

- LEED v4.1, Option 2 criteria: over -20% GWP Reduction
- LEED v5, BPSP with a -20% GWP Reduction



Matt Van Duinen  
Sustainability Director  
WAP Sustainability Consulting, LLC