



# Mannington®

COMMERCIAL

## DeltaLoc® Broadloom with Nylon 6,6

Programme: The International EPD® System

Programme operator: EPD International AB

Licensee: EPD North America ([www.epdna.com](http://www.epdna.com))

EPD registration number: EPD-IES-0016758

Publication Date: 03-04-2025

Revision Date: 10-17-2025 (version 2.0)

Valid Until: 03-04-2030

[www.environdec.com](http://www.environdec.com)

This EPD was done in accordance with ISO 14025 and ISO 21930.

*This EPD does not comply with EN15804+A2.*

An EPD may be updated or depublished if conditions change. To find the latest version of the EPD and to confirm its validity, see [www.environdec.com](http://www.environdec.com).

<b>Programme and Programme Operator</b>	The International EPD® System EPD International AB Box 210 60 SE-100 31 Stockholm Sweden <a href="http://www.environdec.com">www.environdec.com</a> <a href="mailto:info@environdec.com">info@environdec.com</a> as provided by EPD North America
<b>General Program instructions and Version Number<sup>1</sup></b>	General Programme Instructions for the International EPD® System. Version 5.0. 2024-06-19
<b>EPD Owner</b> The EPD owner has the sole ownership, liability, and responsibility for the EPD.	Mannington Commercial 75 Mannington Mills Road Salem, NJ 08079
<b>LCA Practitioner</b> This life cycle assessment was conducted in accordance with ISO 14044 and the reference PCR by the LCA practitioner.	WAP Sustainability Consulting 103 Powell Ct., Suite 200 Brentwood, TN 37027
<b>Declaration Number</b>	EPD-IES-0016758
<b>Declared Product and Functional Unit</b>	DeltaLoc® Broadloom with Nylon 6,6 1 m² of installed flooring and with a building service life of 75 years
<b>Reference PCR and Version Number<sup>2</sup></b>	UL Part A: Life Cycle Assessment Calculation Rules and Report Requirements, Version 4.0 UL Part B: Flooring EPD Requirements. UL 10010-7, September 28, 2018
<b>Product's intended Application and Use</b>	Commercial Flooring Applications
<b>Product RSL</b>	15 years
<b>Markets of Applicability</b>	North America
<b>Date of Issue</b>	03-04-2025
<b>Period of Validity</b>	30-04-2030
<b>EPD Type</b>	Product Specific
<b>Range of Dataset Variability</b>	N/A
<b>EPD Scope</b>	Cradle to Grave
<b>Year of reported manufacturer primary data</b>	2022
<b>LCA Software and Version Number</b>	LCA FE 10.7 (formerly GaBi)
<b>LCI Database and Version Number</b>	MLC Database 2023.2 (formerly GaBi Database)
<b>LCIA Methodology and Version Number</b>	TRACI 2.1 CML 2001-Jan 2016 IPCC AR5
<b>Part A PCR review was conducted by:</b>	Lindita Bushi, PhD, Chair Hugues Imbeault-Tétreault, Eng., M.A.Sc. Jack Geibig
<b>The sub-category PCR review was conducted by:</b>	Jack Geibig (Chair) Thomas Gloria, PhD Thaddeus Owen
<b>External and Independent third-party verification of the declaration and data, according to ISO 14025:2008, via:</b>	<input checked="" type="checkbox"/> EPD Verification through an Individual EPD Verification <input type="checkbox"/> EPD Verification through an EPD Process certification <input type="checkbox"/> EPD Verification through an Pre-Verified LCA/EPD Tool
<b>This declaration was independently verified in accordance with ISO 14025: 2006. The UL Environment "Part A: Calculation Rules for the Life Cycle Assessment and Requirements on the Project Report," v4.0, based on CEN Norm EN 15804 (2012) and ISO 21930:2017, serves as the core PCR, with additional considerations from the USGBC/UL Environment Part A Enhancement (2017)</b> <input type="checkbox"/> Internal <input checked="" type="checkbox"/> External	James Mellentine, Thrive ESG
<b>This life cycle assessment was independently verified in accordance with ISO 14044 and the reference PCR by:</b>	James Mellentine, Thrive ESG
<b>The procedure for follow-up of data during EPD validity, as defined by the GPI, involves third party verifier:</b>	<input type="checkbox"/> Yes <input checked="" type="checkbox"/> No

<sup>1</sup>Not all requirements in the GPI are fulfilled, particularly the requirement, for construction products, to follow EN 15804 for certain aspects of the LCA method.

<sup>2</sup>This EPD is based on a PCR that satisfies procurement rules at the federal, state, and municipal levels which call for EPDs based on the UL Part B PCR. The UL Part B PCR was used to meet regulatory (example: Buy Clean California Act, etc.) and market expectations (example: Building Transparency EC3 comparisons, LEED and existing vendor procurement requirements, product scoring programs, etc.). The EPD should not be used outside of this context.

**Limitations:**

Environmental declarations from different programs (ISO 14025) may not be comparable.

The declared environmental performance in the EPD shall not be compared with EN 15804-compliant EPDs developed under PCR 2019:14 in the International EPD System.

Comparison of the environmental performance of Flooring Products using EPD information shall be based on the product's use and impacts at the building level, and therefore EPDs may not be used for comparability purposes when not considering the building energy use phase as instructed under this PCR.

Full conformance with the PCR for Products allows EPD comparability only when all stages of a life cycle have been considered. However, variations and deviations are possible\*. Example of variations: Different LCA software and background LCI datasets may lead to differences results for upstream or downstream of the life cycle stages declared. The EPD owner has the sole ownership, liability, and responsibility of the EPD.



## Information about EPD Owner

### Company Description

Founded in 1915, Mannington continues to pursue its commitment to quality, customer satisfaction and the environment through innovative product design and marketing, state-of-the-art processes, and industry-leading programs. It manufactures and supplies a portfolio of flooring products including residential and commercial sheet vinyl, luxury vinyl, laminate, hardwood floors, carpet, and rubber.

#### EPD Owner

##### **Mannington**

75 Mannington Mills Road  
Salem, NJ 08079

#### LCA Practitioner

##### **WAP Sustainability Consulting**

103 Powell Ct, Suite 200  
Brentwood, TN 37027

*An EPD may be updated or depublished if conditions change. To find the latest version of the EPD and to confirm its validity, see [www.environdec.com](http://www.environdec.com).*

## Product Information

### Product Description

Deltaloc® is a high-performance cushion broadloom backing that offers comfort underfoot, high tuft bind and excellent dimensional stability while resisting edge ravel and delamination. It is CRI Green Label certified, and may contribute to LEED credits.




Figure 1: Product Construction

### Application

Deltaloc® Broadloom is intended for use in high traffic commercial interior spaces.



Figure 2: Product Application

## Properties of Declared Product as Delivered

The carpet is wrapped on a cardboard core and the roll of carpet is then wrapped with a sheet of polyethylene covering. The ends of the roll are secured with cardboard core inserts. Each roll contains 139.6 m<sup>2</sup> (167 yd<sup>2</sup>) of product.

Table 1: Technical Data

Name	Value	Unit
Yarn type	Nylon 6,6	-
Primary backing type	Polypropylene	-
Secondary backing type	Latex, Cushion	-
CRI rating	≥3.0 heavy	2.5 Moderate, 3.0 Heavy, 3.5 Severe
Total thickness	8.114 - 12.838	mm
Product weight	2430 - 3515	g/m <sup>2</sup>
Surface pile thickness	2.134 - 6.858	mm
Surface pile weight	475 - 1560	g/m <sup>2</sup>

## Manufacturing Sites

Mannington Commercial carpet products are manufactured in the United States, across several facilities: Dalton, GA, Calhoun, GA, Chatsworth, GA, and McAdenville, NC.

## Content Declaration

### Manufacturing and Packaging

The manufacturing stage begins with the yarn process. The yarn is processed by converting the raw yarns (singles) into a finished yarn that is sent to the tufting process. The processing of raw yarn usually requires electricity, gas and water. The tufting process involves using a tufting machine utilizing needles to insert the finished yarn into a synthetic tufting substrate (primary backing) to produce various aesthetically pleasing products which are generically referred to as greige carpet. The tufting process requires electricity. The coating process is the final manufacturing step. The coating process applies a polymeric performance pre-coat that bonds the finished yarn into the primary backing and applies a cushion layer, including a felt layer. The product is wrapped, packaged and ready for shipment at the end of the coating process. The coating process requires electricity, gas and water.

Table 2: Product Composition

Layer	Material	Composition [%]	Recycled Material [%]
Yarn	Nylon 6,6	24%	75%
Primary Backing	Polypropylene	5%	0%
Latex	SBR, Mineral Filler	32%	16%
Cushion	Polyol, Mineral Filler	40%	0%

Table 3: Packaging

Material	Value [kg per m <sup>2</sup> ]	Biogenic Material [kg C / m <sup>2</sup> ]
Cardboard	5.37E-02	2.31E-02
Paper	2.44E-05	1.05E-05
Plastic	7.16E-03	0.00E+00

### Transportation

Raw materials are sourced from the United States and Europe. It is assumed that all raw materials sourced from the United States are delivered to the manufacturing facility via truck, based on global region, while materials sourced from Europe travel on an ocean ship, followed by a shipping leg by truck. Distances were calculated using the supplier location and the location of manufacturing.

### Product Installation

The recommended method for installing DeltaLoc® Broadloom with Nylon 6,6 is to use the full adhesive method. The instructions for this installation procedure can be found on the Mannington Commercial [website](#).

The life cycle assessment modeled the installation stage with adhesive being applied at a rate of 0.224 kg/m<sup>2</sup>.

All waste generated during installation, including packaging waste, is disposed of according to the tables found in Section 2.8.5 of *Part A: Life Cycle Assessment Calculation Rules and Report Requirements* from UL Environment.

### Use

The table below shows the parameters for the use phase scenario undergoing study while Table 9 shows the total material and energy inputs required in the study. These inputs were estimated based on Mannington Commercial carpet maintenance instructions. Carpet tile products are traditionally

not repaired or refurbished and are only replaced if the product fails or a new look is desired. Detailed maintenance instructions for soft surface flooring are provided on Mannington's [website](#).

Table 4: Maintenance Procedure

Cleaning Process	Cleaning Frequency per year	Consumption of energy and resources
Vacuuming	250	Electricity
Deep cleaning	2	Hot water, neutral detergent

## Reference Service Life and Estimated Building Service Life

The service life for DeltaLoc® Broadloom with Nylon 6,6 will vary depending on the amount of floor traffic, level of maintenance and the desired appearance of the floor covering. The reference service life for DeltaLoc® Broadloom with Nylon 6,6 is 15 years.

## Reuse, Recycling and Energy Recovery

DeltaLoc® Broadloom with Nylon 6,6 can be easily disposed of, without any special handling requirements and without the threat of contamination.

## Disposal

The product is considered to be 100% landfilled as specified in Sections 2.8.5 and 2.8.6 of Part A: Life Cycle Assessment Calculation Rules and Report Requirements from UL Environment.

## Life Cycle Assessment Information

### Flow Diagram

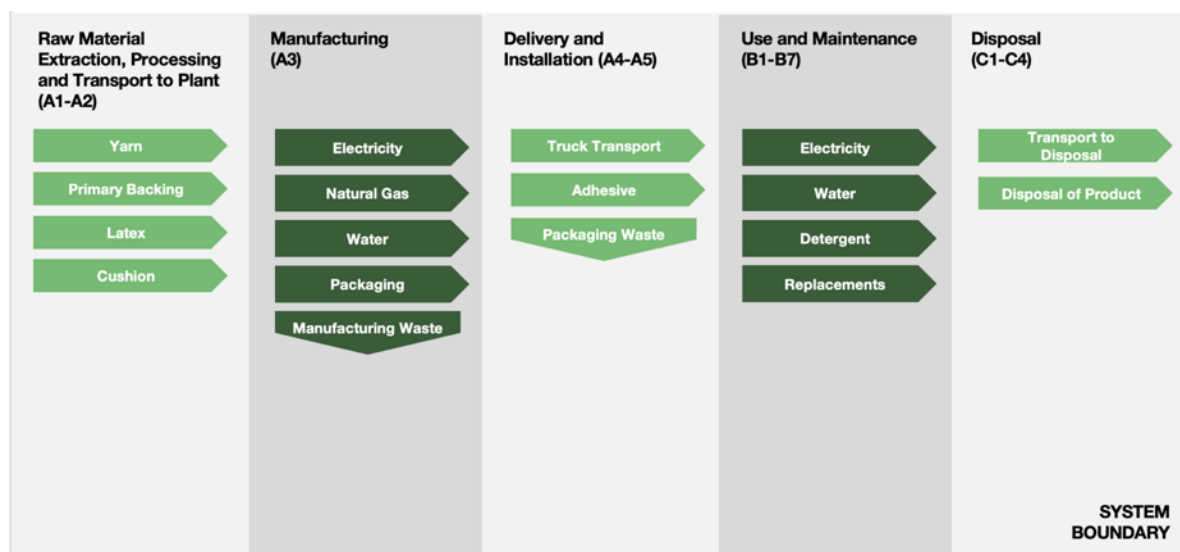


Figure 3: System Boundary

### Declaration of Methodological Framework

The LCA follows an attributional approach.

### Functional Unit

The functional unit of the flooring product is one (1) m<sup>2</sup> of floor covering. The mass per functional unit is 2.81 kg. The total thickness is 8.114 – 12.838 mm.

### System Boundary

This EPD is a Cradle-to-Grave study.

Table 5: System Boundary and Modules

Module Name	Description	Analysis Period	Summary of Included Elements
A1	Product Stage: Raw Material Supply	2022	Raw Material sourcing and processing as defined by secondary data.
A2	Product Stage: Transport	2022	Shipping from supplier to manufacturing site. Fuel use requirements estimated based on product weights and estimated distance.
A3	Product Stage: Manufacturing	2022	Energy and water inputs required for manufacturing products from raw materials. Packaging materials and manufacturing waste are included as well.
A4	Construction Process Stage: Transport	2022	Shipping from manufacturing site to project site. Fuel use requirements estimated based on product weights and mapped distance.
A5	Construction Process Stage: Installation	2022	Installation materials, installation waste and packaging material waste.
B1	Use Stage: Use	2022	Use of the product.



Module Name	Description	Analysis Period	Summary of Included Elements
B2	Use Stage: Maintenance	2022	Cleaning energy, water, and materials, including refinishing the product.
B3	Use Stage: Repair	2022	Product typically not repaired during use.
B4	Use Stage: Replacement	2022	Total materials and energy required to manufacture a replacement.
B5	Use Stage: Refurbishment	2022	Product typically not refurbished during use.
B6	Operational Energy Use	2022	Operational Energy Use of Building Integrated System During Product Use
B7	Operational Water Use	2022	Operational Water Use of Building Integrated System During Product Use
C1	EOL: Deconstruction	2022	No inputs required for deconstruction.
C2	EOL: Transport	2022	Shipping from project site to waste disposal.
C3	EOL: Waste Processing	2022	Waste processing if incineration as chosen disposal pathway per Part A of the PCR.
C4	EOL: Disposal	2022	Disposal modeled by region as per Part A of the PCR.
D	Benefits beyond system	MND	Credits from energy or material capture.

Infrastructure and capital goods have been excluded from this assessment. By default, Sphera MLC datasets exclude infrastructure and capital goods.

## Software

Sphera LCA for Experts 2023.2.

## Period Under Review

The period under review is calendar year 2022.

## Estimates and Assumptions

All estimates and assumptions are within the requirements of ISO 14040/44. The majority of the estimations are within the primary data. The primary data were collected as annual totals for manufacturing utilities and production volume. For the LCA, the manufacturing utilities were divided by the production to find an energy use per square meter or per pound, depending on manufacturing stage and process. Another assumption is that the installation tools are used enough times that the per-square meter impacts are negligible.

## Cut-Off Criteria

A cut-off rule of 1% has been applied to this assessment, meaning the included inventory data must account for greater than 99% of the total material and energy inputs into the system. Furthermore, greater than 99% of the environmental impacts from the product system must be accounted for in the assessment. At two manufacturing facilities, ancillary materials used during non-routine maintenance during the reported calendar year were excluded. Additionally, packaging waste of inbound raw materials to Mannington facilities and office waste were excluded. Cumulative excluded inputs within the life cycle account for less than 1% of the total mass inputs, energy inputs, and environmental impacts.

## Data Sources

Primary data were collected by facility personnel and from internal management systems for all manufacturing processes. Whenever available, supplier data were used for raw materials used in the production process. When primary data did not exist, secondary data for raw material production were utilized from Sphera MLC Database 2023.02.

## Data Quality

The geographical scope of the manufacturing portion of the life cycle is United States. All primary data were collected from the manufacturer. The geographic coverage of primary data is considered excellent. The primary data provided by the manufacturer represent all information for calendar year 2022. Time coverage of this data is considered excellent. Primary data provided by the manufacturer are specific to the technology used in manufacturing their product. They are site-specific and considered of good quality. Data necessary to model cradle-to-gate unit processes were sourced from Sphera Managed LCA Content LCI datasets. Improved life cycle data from suppliers would improve technological coverage.

Table 6: Declaration of data sources and share of primary data

Process	Source type	Source	Reference year	Data category	Share of primary data, of GWP GHG results for A1-A3 <sup>1</sup>
Production of yarn	Supplier LCI Dataset	Confidential	2021	30% Primary Data, 70% Secondary Data <sup>2</sup>	6%
Production of Fleece	Database	Sphera LCA for experts 2023.2	2022	Secondary Data	0%
Generation of electricity used in manufacturing product	Database	Sphera LCA for experts 2023.2	2022	Primary Data	6%
Generation and use of natural gas in manufacturing	Database	Sphera LCA for experts 2023.2	2022	Primary Data	5%
Transportation	Database	Sphera LCA for experts 2023.2	2022	Primary Data	1%
<b>Total share of primary data, of GWP-GHG results for A1-A3</b>					<b>18%</b>
<sup>1</sup> The share of primary data is calculated based on GWP-GHG results. It is a simplified indicator for data quality that do not capture all relevant aspects of data quality. The indicator is not comparable across product categories.					
<sup>2</sup> The reported share of primary data is associated with uncertainty, as one or several LCAs that are used as data source lack information on the share of primary data used.					

## Allocation

General principles of allocation were based on ISO 14040/44. To derive a per-unit value for manufacturing utilities, allocation based on total production by area or mass was adopted, depending on facility production and process. As a default, secondary Sphera Managed LCA Content datasets use a physical basis for allocation.

Of relevance to the defined system boundary is the method in which recycled materials were handled. Throughout the study, recycled materials were accounted for via the cut-off method. Under this method, impacts and benefits associated with the previous life of a raw material from recycled stock are excluded from the system boundary. Additionally, impacts and benefits

associated with secondary functions of materials at end of life are also excluded (i.e., production into a third life or energy generation from the incineration plant). The study does include the impacts associated with reprocessing and preparation of recycled materials that are part of the bill of materials of the products under study.

## Comparability and Benchmarking

The user of the EPD should take care when comparing EPDs from different companies. Assumptions, data sources, and assessment tools may all impact the uncertainty of the final results and make comparisons misleading. Without understanding the specific variability, the user is therefore, not encouraged to compare EPDs. Even for similar products, differences in use and end-of-life stage assumptions, and data quality may produce incomparable results. Comparison of the environmental performance of Flooring Products using EPD information shall be based on the product's use and impacts at the building level, and therefore EPDs may not be used for comparability purposes when not considering the building energy use phase as instructed under this PCR. Full conformance with the PCR for Products allows EPD comparability only when all stages of a life cycle have been considered. However, variations and deviations are possible. Example of variations: Different LCA software and background LCI datasets may lead to differences results for upstream or downstream of the life cycle stages declared.

Comparison of the environmental performance of construction works and construction products using EPD information shall be based on the product's use and impacts at the construction works level. In general, EPDs may not be used for comparability purposes when not considered in a construction works context. Given this PCR ensures products meet the same functional requirements, comparability is permissible provided the information given for such comparison is transparent and the limitations of comparability explained.

Table 7: Life Cycle Stages Included in the Study

	Production			Construction		Use							End of Life				Benefits & Loads Beyond System Boundary
Module	A1	A2	A3	A4	A5	B1	B2	B3	B4	B5	B6	B7	C1	C2	C3	C4	D
Module Description	Raw Material Supply	Transport	Manufacturing	Transport to Site	Assembly/Install	Use	Maintenance	Repair	Replacement	Refurbishment	Operational Energy Use	Operational Water Use	Deconstruction	Transport	Waste Processing	Disposal	Reuse, Recovery, Recycling Potential
Modules Declared	X	X	X	X	X	X	X	X	X	X	X	X	X	X	X	X	MND
Geography	United States																MND

X = Module Included in LCA Report, MND = Module not Declared

Table 8: Transportation to Building Site (A4)

	Shipping Details
Weight of Products Transported [kg]	2.63

	Shipping Details
Vehicle Type	Truck - Heavy Heavy-duty Diesel Truck / 53,333 lb payload - 8b
Fuel Efficiency [L/100km]	42
Fuel Type	Diesel
Distance [km]	800
Capacity Utilization [%]	68%
Capacity Utilization Volume Factor	1

Table g: Reference Service Life

Name	Value
RSL [years]	15
Declared product properties (at the gate) and finishes, etc.	See Table 1 for technical details
An assumed quality of work, when installed in accordance with the manufacturer's instructions	Per industry standards
Indoor environment	Can be installed in any typical indoor environment, assuming manufacturer's installation instructions and recommendations are followed
Maintenance	See Use section above for maintenance instructions

Table 10: Installation at building site (A5)

	Value
Adhesive [kg] <sup>1</sup>	2.24E-01
Wood Packaging Waste to Landfill [kg]	0.00E+00
Wood Packaging Waste to Incineration [kg]	0.00E+00
Wood Packaging Waste to Recycling [kg]	0.00E+00
Paper Packaging Waste to Landfill [kg] <sup>2</sup>	1.07E-02
Paper Packaging Waste to Incineration [kg] <sup>2</sup>	2.69E-03
Paper Packaging Waste to Recycling [kg] <sup>2</sup>	4.03E-02
Plastic Packaging Waste to Landfill [kg]	4.87E-03
Plastic Packaging Waste to Incineration [kg]	1.22E-03
Plastic Packaging Waste to Recycling [kg]	1.07E-03
Biogenic Carbon Emissions from Packaging Disposal	
Cardboard [kg CO <sub>2e</sub> /m <sup>2</sup> ]	1.08E-01
Wood [kg CO <sub>2e</sub> /m <sup>2</sup> ]	0.00E+00
Paper [kg CO <sub>2e</sub> /m <sup>2</sup> ]	3.83E-05
No freshwater, electricity, or fuels are used in installation.	
<sup>1</sup> Emissions from the adhesive during installation were considered for this assessment. However, no emissions were modeled due to the manufacturer-recommended adhesives having low- to no-VOC content.	
<sup>2</sup> Cardboard and paper packaging is combined.	

Table 11: Maintenance (B2)

Activity	Details	Value	Unit
Vacuum	Frequency	18,750	Cycles/ ESL



Activity	Details	Value	Unit
	Electricity for vacuuming	0.95	kWh/m <sup>2</sup> /yr
	Power output of vacuum	1,650	W
Deep Cleaning	Frequency	150	Cycles/ ESL
	Net freshwater consumption	1.9	kg/m <sup>2</sup> /yr
	Detergent for deep cleaning	0.1	kg/m <sup>2</sup> /yr
	Electricity for deep cleaning	0.05	kWh/m <sup>2</sup> /yr
	Power output of commercial carpet cleaner	1,400	W

Table 12: End-of-Life Scenario Details (C1-C4)

	Value
Collected as mixed construction waste [kg]	2.81
Waste to Landfill [kg]	2.81
Distance to Landfill [km]	161

## Environmental Performance

All results are given per functional unit, which is 1 m<sup>2</sup> of installed flooring over an estimated building life of 75 years. The results of the end-of-life stage (module C) should be considered when using the results of the production stage. Environmental impacts were calculated using the Sphera LCA for Experts software platform. Impact results have been calculated using IPCC AR5, TRACI 2.1, and CML 2001-Jan 2016 characterization factors. LCIA results are relative expressions and do not predict impacts on category endpoints, the exceeding of thresholds, safety margins, or risks. The Impact Category Key table gives definitions of relevant acronyms.

The LCIA impact categories referenced in the abbreviations section are globally deemed mature enough to be included in Type III environmental declarations. Other categories are being developed and defined and LCA should continue making advances in their development. However, the EPD users shall not use additional measures for comparative purposes.

## Mannington Commercial DeltaLoc® Broadloom with Nylon 6,6 – 18 oz Results

Table 13: LCIA results for DeltaLoc® Broadloom with Nylon 6,6, per one square meter of installed flooring.

[illegible]

Table 14: Resource use, waste, and output flow results for DeltaLoc® Broadloom with Nylon 6,6, per one square meter of installed flooring.

[illegible]



## DeltaLoc<sup>®</sup> Broadloom with Nylon 6,6 – A1-A3 TRACI 2.1 Results by yarn weight and type

Mannington Commercial produces the reference product with a variety of different yarn weights. Table 15 shows the embodied carbon values for the different variations of this product (e.g. the embodied carbon of the reference product with different face weights as produced by Mannington Commercial). Embodied carbon in this EPD refers to A1-A3 (cradle-to-gate) GWP impacts (global warming air, excluding biogenic carbon). This value reflects the GWP associated with upstream material extraction and processing, material transportation to Mannington Commercial facilities, and the Mannington Commercial production process. Four additional results are reported, calculated using the TRACI 2.1 methodology. These results are additionally shown in Table 15.

Table 15: A1-A3 TRACI 2.1 Results for additional product yarn weights in (oz/yd<sup>2</sup>) and (g/m<sup>2</sup>)

Yarn Weight	A1-A3, TRACI 2.1				
	Global Warming Air, excl. biogenic carbon [kg CO <sub>2</sub> eq.]	Acidification [kg SO <sub>2</sub> eq.]	Eutrophication [kg N eq.]	Resources, Fossil fuels [MJ surplus energy]	Smog Air [kg O <sub>3</sub> eq.]
14 oz. / 475 gr.	1.03E+01	1.54E-02	1.67E-03	2.64E+01	2.99E-01
15 oz. / 509 gr.	1.04E+01	1.57E-02	1.70E-03	2.66E+01	3.05E-01
16 oz. / 542 gr.	1.06E+01	1.60E-02	1.73E-03	2.69E+01	3.10E-01
17 oz. / 576 gr.	1.07E+01	1.63E-02	1.76E-03	2.72E+01	3.15E-01
18 oz. / 610 gr.	1.09E+01	1.66E-02	1.79E-03	2.75E+01	3.21E-01
19 oz. / 644 gr.	1.10E+01	1.69E-02	1.82E-03	2.77E+01	3.26E-01
20 oz. / 678 gr.	1.11E+01	1.72E-02	1.85E-03	2.80E+01	3.32E-01
21 oz. / 712 gr.	1.13E+01	1.75E-02	1.88E-03	2.83E+01	3.37E-01
22 oz. / 746 gr.	1.14E+01	1.78E-02	1.91E-03	2.85E+01	3.43E-01
23 oz. / 780 gr.	1.16E+01	1.81E-02	1.94E-03	2.88E+01	3.48E-01
24 oz. / 814 gr.	1.17E+01	1.84E-02	1.97E-03	2.91E+01	3.54E-01
25 oz. / 848 gr.	1.18E+01	1.87E-02	2.00E-03	2.93E+01	3.59E-01
26 oz. / 882 gr.	1.20E+01	1.90E-02	2.03E-03	2.96E+01	3.65E-01
28 oz. / 949 gr.	1.23E+01	1.96E-02	2.09E-03	3.02E+01	3.75E-01
33 oz. / 1119 gr.	1.30E+01	2.11E-02	2.24E-03	3.15E+01	4.03E-01
34 oz. / 1153 gr.	1.31E+01	2.14E-02	2.27E-03	3.18E+01	4.08E-01
35 oz. / 1187 gr.	1.33E+01	2.17E-02	2.30E-03	3.21E+01	4.14E-01
36 oz. / 1221 gr.	1.34E+01	2.20E-02	2.33E-03	3.23E+01	4.19E-01
38 oz. / 1288 gr.	1.37E+01	2.26E-02	2.39E-03	3.29E+01	4.30E-01
39 oz. / 1322 gr.	1.38E+01	2.29E-02	2.42E-03	3.31E+01	4.35E-01
40 oz. / 1356 gr.	1.40E+01	2.32E-02	2.45E-03	3.34E+01	4.41E-01
46 oz. / 1560 gr.	1.48E+01	2.50E-02	2.63E-03	3.50E+01	4.74E-01

## Life Cycle Assessment Interpretation

Within the DeltaLoc® Broadloom with Nylon 6,6 lifecycle, replacements (B4) drive impacts across all TRACI 2.1 impact categories except EP, due to the 15-year service life of the product. The 15-year product service life means that four replacements of the carpet tile will occur over the estimated 75-year service life of a building. Each replacement includes A1-A5 and C1-C4 lifecycle stages, explaining its outsized impact. Behind replacements, maintenance (B2) drive TRACI 2.1 impacts, other than ODP. Within B2, all maintenance inputs across the 75-year service life are included.

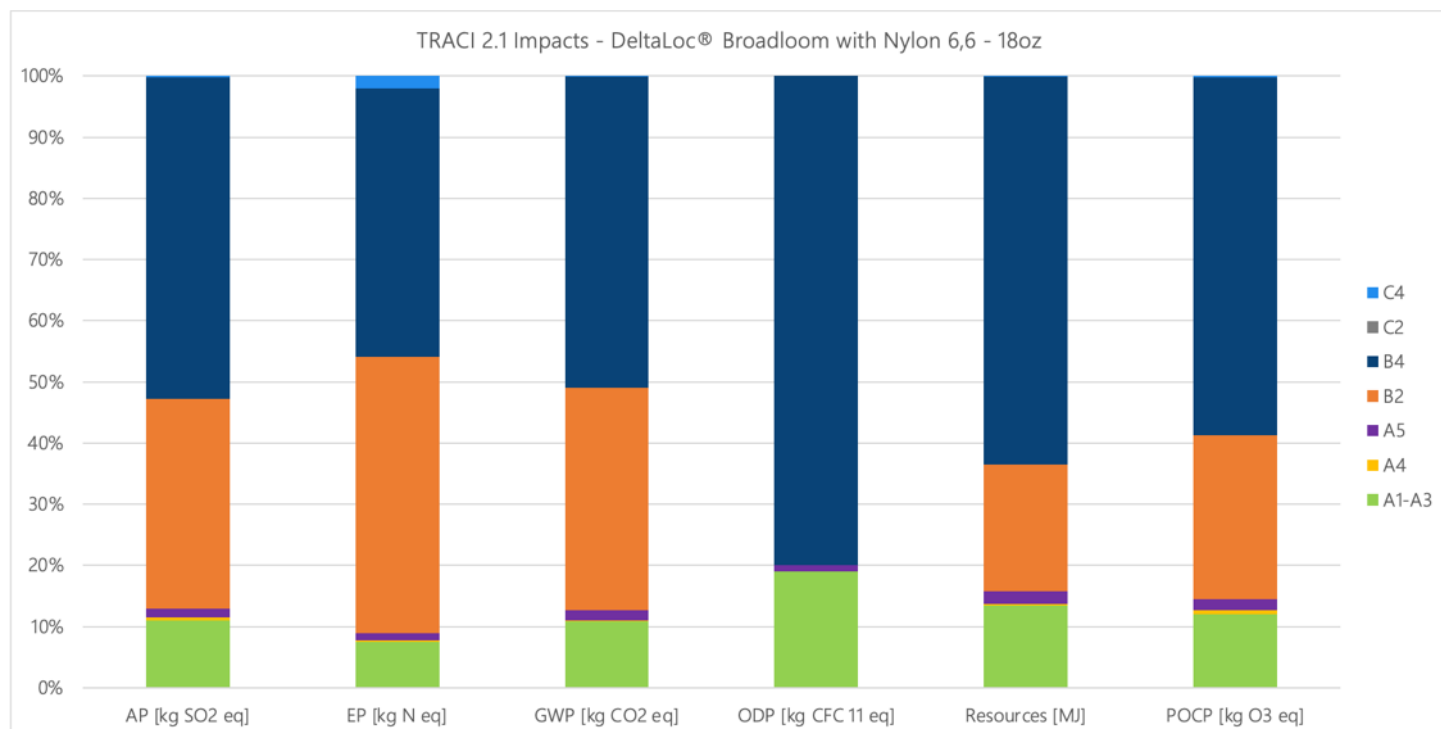


Figure 4: TRACI 2.1 Impacts for DeltaLoc® Broadloom with Nylon 6,6 – 18 oz

## Additional Environmental Information

### Environmental and Health During Manufacturing

Mannington's DeltaLoc® Broadloom with Nylon 6,6 is produced in a facility that is ISO 14001 certified.

### Environment and Health During Installation

The product should be installed according to the manufacturer's instructions on Mannington's [website](#).

This is a non-hazardous product. According to the product's SDS, due to solid, inert properties, scrap pieces from installation may simply be swept up and disposed of as solid, non-hazardous waste per local, state, and federal regulations.

### Extraordinary Effects

#### Fire

Mannington's DeltaLoc® Broadloom with Nylon 6,6 received  $\leq 450$  on the ASTM E662 - NBS Smoke Test.

#### Water

Should the product become flooded, the floor covering should be removed, and the subfloor should be evaluated and repaired as needed. There are no environmental impacts associated with the product being flooded.

### Mechanical Destruction

According to the product's SDS, this building product is relatively non-toxic, presenting no known hazard to people, except under thermal decomposition conditions which may yield hazardous by-products.

### Environmental Activities and Certifications

Mannington's DeltaLoc® Broadloom with Nylon 6,6 is certified CRI Green Label Plus and NSF/ANSI 140 Gold.

Additional information about the products can be found on Mannington's [Technical Resources](#) page.

## Differences Versus Previous Versions

03-04-2024 Version 1.0

10-17-2025 Version 2.0

Technical change: Yarn was changed by the manufacturer to include higher recycled content. Results and the composition table were updated.



## Appendix

To adhere to Sections 2.5.2 Part A: Life Cycle Assessment Calculation Rules and Report Requirements from UL Environment, additional results for face weights of 16, 26, and 36oz are provided in the following appendix. These additional results ensure all values in Table 15 differ by no more than +/- 10% from at least one of the full results tables in this EPD.

## Mannington Commercial DeltaLoc® Broadloom with Nylon 6,6 – 16 oz Results

Table 16: LCIA results for DeltaLoc® Broadloom with Nylon 6,6, per one square meter of installed flooring.

[illegible]

[illegible]

Table 17: Resource use, waste, and output flow results for DeltaLoc® Broadloom with Nylon 6,6, per one square meter of installed flooring.

[illegible]

## Mannington Commercial DeltaLoc® Broadloom with Nylon 6,6 – 26 oz Results

Table 18: LCIA results for DeltaLoc® Broadloom with Nylon 6,6, per one square meter of installed flooring.

[illegible]

Table 19: Resource use, waste, and output flow results for DeltaLoc® Broadloom with Nylon 6,6, per one square meter of installed flooring.

[illegible]



## Mannington Commercial DeltaLoc® Broadloom with Nylon 6,6 – 36 oz Results

Table 20: LCIA results for DeltaLoc® Broadloom with Nylon 6,6, per one square meter of installed flooring.

[illegible]

Table 21: Resource use, waste, and output flow results for DeltaLoc® Broadloom with Nylon 6,6, per one square meter of installed flooring.

[illegible]

## Abbreviations

Table 22: Impact Category Key – LCIA Indicators

Abbreviation	Parameter	Unit
IPCC AR5		
GWPe	Global warming potential (100 years, excludes biogenic CO <sub>2</sub> )	kg CO <sub>2</sub> eq
GWPi	Global warming potential (100 years, includes biogenic CO <sub>2</sub> )	kg CO <sub>2</sub> eq
CML 2001-Jan 2016		
GWPe	Global warming potential (100 years, excludes biogenic CO <sub>2</sub> )	kg CO <sub>2</sub> eq
GWPi	Global warming potential (100 years, includes biogenic CO <sub>2</sub> )	kg CO <sub>2</sub> eq
ODP	Depletion of stratospheric ozone layer	kg CFC 11 eq
AP	Acidification potential of soil and water	kg SO <sub>2</sub> eq
EP	Eutrophication potential	kg Phosphate eq
POCP	Photochemical ozone creation potential	kg Ethene eq
ADPE	Abiotic depletion potential for non-fossil resources	kg Sb eq
ADPF	Abiotic depletion potential for fossil resources	MJ, net calorific value
TRACI 2.1		
AP	Acidification potential of soil and water	kg SO <sub>2</sub> eq
EP	Eutrophication potential	kg N eq
GWP	Global warming potential (100 years, excludes biogenic CO <sub>2</sub> )	kg CO <sub>2</sub> eq
ODP	Depletion of stratospheric ozone layer	kg CFC 11 eq
Resources	Depletion of non-renewable fossil fuels	MJ, surplus energy
SFP	Smog formation potential	kg O <sub>3</sub> eq

Table 23: Impact Category Key - Biogenic Carbon Indicators

Abbreviation	Parameter	Unit
BCRP	Biogenic Carbon Removal from Product	[kg CO <sub>2</sub> ]
BCEP	Biogenic Carbon Emission from Product	[kg CO <sub>2</sub> ]
BCRK	Biogenic Carbon Removal from Packaging	[kg CO <sub>2</sub> ]
BCEK	Biogenic Carbon Emission from Packaging	[kg CO <sub>2</sub> ]
BCEW	Biogenic Carbon Emission from Combustion of Waste from Renewable Sources Used in Production Processes	[kg CO <sub>2</sub> ]
CCE	Calcination Carbon Emissions	[kg CO <sub>2</sub> ]
CCR	Carbonation Carbon Removals	[kg CO <sub>2</sub> ]
CWNR	Carbon Emissions from Combustion of Waste from Non- Renewable Sources used in Production Processes	[kg CO <sub>2</sub> ]

Table 24: Impact Category Key – Resource Use, Waste, and Output Flow Indicators

Abbreviation	Parameter	Unit
Resource Use Parameters		
RPRE	Use of renewable primary energy excluding renewable primary energy resources used as raw materials	MJ, net calorific value (LHV)
RPRM	Use of renewable primary energy resources used as raw materials	MJ, net calorific value
RPRT	Total use of renewable primary energy resources	MJ, net calorific value
NRPRE	Use of non-renewable primary energy excluding non-renewable primary energy resources used as raw materials	MJ, net calorific value

Abbreviation	Parameter	Unit
NRPRM	Use of non-renewable primary energy resources used as raw materials	MJ, net calorific value
NRPRT	Total use of non-renewable primary energy resources	MJ, net calorific value
SM	Use of secondary materials	kg
RSF	Use of renewable secondary fuels	MJ, net calorific value
NRSF	Use of non-renewable secondary fuels	MJ, net calorific value
RE	Recovered energy	MJ, net calorific value
FW	Net use of fresh water	m <sup>3</sup>
Waste Parameters and Output Flows		
HWD	Disposed-of-hazardous waste	kg
NHWD	Disposed-of non-hazardous waste	kg
HLRW	High-level radioactive waste, conditioned, to final repository	kg
ILLRW	Intermediate- and low-level radioactive waste, conditioned, to final repository	kg
CRU	Components for reuse	kg
MR	Materials for recycling	kg
MER	Materials for energy recovery	kg
EEE	Exported electrical energy	MJ
EET	Exported thermal energy	MJ

## References

- CML - Department of Industrial Ecology. (2016, September 05). *CML-IA Characterisation Factors*. Retrieved from <https://www.universiteitleiden.nl/en/research/research-output/science/cml-ia-characterisation-factors>
- (n.d.). *General Programme Instructions of the International EPD System. Version 5.0*.
- IPCC. (2013). *Climate Change 2013: The Physical Science Basis. Contribution of Working Group I to the Fifth Assessment Report of the Intergovernmental Panel on Climate Change*. [Stocker, T.F., D. Qin, G.-K. Plattner, M. Tignor, S.K. Allen, J. Boschung, A. Nauels, Y. Xia, V. Bex and P.M. Midgley (eds.)]. Cambridge, United Kingdom and New York, NY, USA: Cambridge University Press.
- ISO. (2006). *ISO 14025: Environmental labels and declarations - Type III environmental declarations - Principles and procedures*. Geneva: International Organization for Standardization.
- ISO. (2006). *ISO 14040/Amd 1:2020: Environmental management - Life cycle assessment - Principles and framework*. Geneva: International Organization for Standardization.
- ISO. (2006). *ISO 14044/Amd 1:2017/Amd 2:2020: Environmental Management - Life cycle assessment - Requirements and Guidelines*. Geneva: International Organization for Standardization.
- ISO. (2017). *ISO 21930: Sustainability in buildings and civil engineering works - Core rules for environmental product declarations of construction products and services*. Geneva: International Organization for Standardization.
- UL Environment. (2018). *Part A: Life Cycle Assessment Calculation Rules and Report Requirements, UL 10010, V3.2*.
- UL Environment. (2018). *Part B: Flooring EPD Requirements*.
- US EPA. (2012). *TRACI: The Tool for the Reduction and Assessment of Chemical and Other Environmental Impacts. Version 2.1 - User Guide*. Retrieved from <https://nepis.epa.gov/Adobe/PDF/P100HN53.pdf>
- Life Cycle Assessment for Flooring, Mannington Commercial, WAP Sustainability Consulting. July, 2025
- .

